Prosthetic Flow for IBS Implant System

MAGICORE®

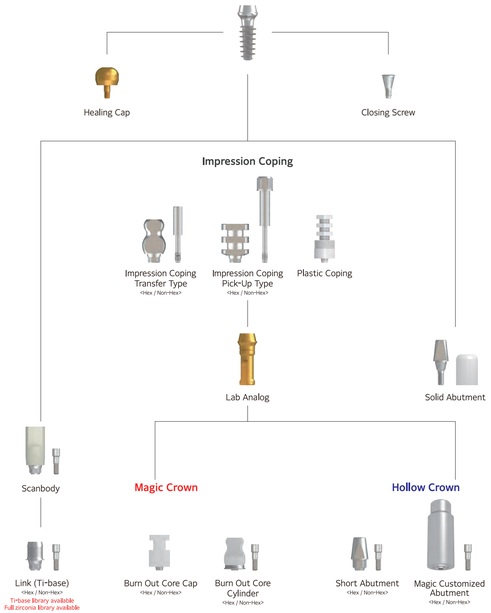

www.ibsimplant.com

2019.05. Ver.11

IBS IMPLANT



MAGICORE®

Optimized for Minimally Invasive Implant Surgery *by IBS Implant*

IBS IMPLANT

Different, but Better

It's time to change

HQ | 44-19, Techno 10-ro, Yuseong-gu, Daejeon, 34027, Republic of Korea T. +82-70-4865-3106
US | 3860 El Dorado Hills Blvd., El Dorado Hills, CA 95762, USA T. +1-844-694 2787
EU | 1 Rue Carnot, 42120 Le Coteau, France T. +33-477-693-320
CN | Chongqing North Road 191-1, Chengyang District, Qingdao, China T. +86-532-67731041

MAGICORE® Implant Line-up

MagiCore Narrow (Abutment Ø4.0)

Fixture Size

Fixture Diameter Ø3.0 [Unit:mm]

Fixture Part		Code	Cuff
Diameter(D)	Length(L) / Magic Cuff		
Ø3.0	11 / 2	401M3011	1
	11 / 3	402M3011	2
	11 / 4	403M3011	3
	11 / 5	404M3011	4
	13 / 2	401M3013	1
	13 / 3	402M3013	2
	13 / 4	403M3013	3
	13 / 5	404M3013	4
	15 / 2	401M3015	1
	15 / 3	402M3015	2
	15 / 4	403M3015	3
	15 / 5	404M3015	4

Fixture Diameter Ø3.5 [Unit:mm]

Fixture Part		Code	Cuff
Diameter(D)	Length(L) / Magic Cuff		
Ø3.5	11 / 2	401M3511	1
	11 / 3	402M3511	2
	11 / 4	403M3511	3
	11 / 5	404M3511	4
	13 / 2	401M3513	1
	13 / 3	402M3513	2
	13 / 4	403M3513	3
	13 / 5	404M3513	4
	15 / 2	401M3515	1
	15 / 3	402M3515	2
	15 / 4	403M3515	3
	15 / 5	404M3515	4

MagiCore (Abutment Ø4.5)

Fixture Size

Fixture Diameter Ø4.0 [Unit:mm]

Fixture Part		Code	Cuff
Diameter(D)	Length(L) / Magic Cuff		
Ø4.0	9 / 2	451M4009	1
	9 / 3	452M4009	2
	9 / 4	453M4009	3
	9 / 5	454M4009	4
	11 / 2	451M4011	1
	11 / 3	452M4011	2
	11 / 4	453M4011	3
	11 / 5	454M4011	4
	13 / 2	451M4013	1
	13 / 3	452M4013	2
	13 / 4	453M4013	3
	13 / 5	454M4013	4

■ Custom Order - Length 7mm

Fixture Diameter Ø4.5 [Unit:mm]

Fixture Part		Code	Cuff
Diameter(D)	Length(L) / Magic Cuff		
Ø4.5	7 / 2	451MA507	1
	7 / 3	452MA507	2
	7 / 4	453MA507	3
	7 / 5	454MA507	4
	9 / 2	451MA509	1
	9 / 3	452MA509	2
	9 / 4	453MA509	3
	9 / 5	454MA509	4
	11 / 2	451MA511	1
	11 / 3	452MA511	2
	11 / 4	453MA511	3
	11 / 5	454MA511	4
	13 / 2	451MA513	1
	13 / 3	452MA513	2
	13 / 4	453MA513	3
	13 / 5	454MA513	4

MagiCore (Abutment Ø5.5)

Fixture Size

Fixture Diameter Ø5.0 [Unit:mm]

Fixture Part		Code	Cuff
Diameter(D)	Length(L) / Magic Cuff		
Ø5.0	7 / 2	551M5007	1
	7 / 3	552M5007	2
	7 / 4	553M5007	3
	7 / 5	554M5007	4
	9 / 2	551M5009	1
	9 / 3	552M5009	2
	9 / 4	553M5009	3
	9 / 5	554M5009	4
	11 / 2	551M5011	1
	11 / 3	552M5011	2
	11 / 4	553M5011	3
	11 / 5	554M5011	4
	13 / 2	551M5013	1
	13 / 3	552M5013	2
	13 / 4	553M5013	3
	13 / 5	554M5013	4

Fixture Diameter Ø5.5 [Unit:mm]

Fixture Part		Code	Cuff
Diameter(D)	Length(L) / Magic Cuff		
Ø5.5	7 / 2	551M5507	1
	7 / 3	552M5507	2
	7 / 4	553M5507	3
	7 / 5	554M5507	4
	9 / 2	551M5509	1
	9 / 3	552M5509	2
	9 / 4	553M5509	3
	9 / 5	554M5509	4
	11 / 2	551M5511	1
	11 / 3	552M5511	2
	11 / 4	553M5511	3
	11 / 5	554M5511	4

■ Custom Order - Length 13mm

MagiCore (Abutment Ø5.5)

Fixture Size

Fixture Diameter Ø6.0 [Unit:mm]

Fixture Part		Code	Cuff
Diameter(D)	Length(L) / Magic Cuff		
Ø6.0	7 / 2	551M6007	1
	7 / 3	552M6007	2
	7 / 4	553M6007	3
	7 / 5	554M6007	4
	9 / 2	551M6009	1
	9 / 3	552M6009	2
	9 / 4	553M6009	3
	9 / 5	554M6009	4
	11 / 2	551M6011	1
	11 / 3	552M6011	2
	11 / 4	553M6011	3
	11 / 5	554M6011	4

Fixture Diameter Ø6.5 [Unit:mm]

Fixture Part		Code	Cuff
Diameter(D)	Length(L) / Magic Cuff		
Ø6.5	7 / 2	551M6507	1
	7 / 3	552M6507	2
	7 / 4	553M6507	3
	7 / 5	554M6507	4
	9 / 2	551M6509	1
	9 / 3	552M6509	2
	9 / 4	553M6509	3
	9 / 5	554M6509	4
	11 / 2	551M6511	1
	11 / 3	552M6511	2
	11 / 4	553M6511	3
	11 / 5	554M6511	4

■ Custom Order - Length 13mm

Structural Weakness of Connection in Conventional Implants

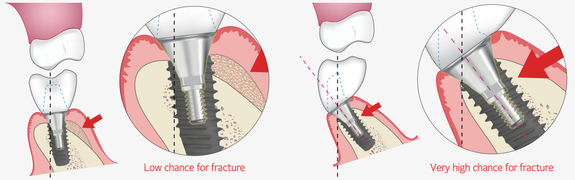

Prosthetics-driven Implant Treatment
(bone grafting required)

Bone-driven Implant Treatment
(bone grafting not required)

Periodontal Weakness of Bone Level Implants / high chance for gingival recession

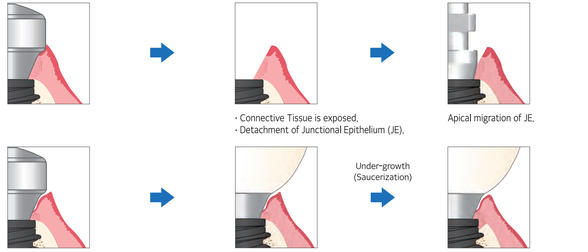

· Connective Tissue is exposed.
· Detachment of Junctional Epithelium (JE).

Apical migration of JE.

Range of Connective Tissue adhesion reduced.

Under-growth
(Saucerization)

Deepened formation of Sulcus.
▶ Amount of Free Gingiva increased.
▶ Amount of Connective Tissue adhesion reduced.

· Gingival recession likely to occur when gingival biotype is thin.
· Marginal bone loss occurs due to reduction in range of connective tissue adhesion.

Bone Graft is Required with Insufficient Bone Width (Triangular Thread Implants)

· Damaged inter-thread bone, and exposed cortical plate

· (inside) Resorption of damaged inter-thread bone
(outside) Resorption of exposed cortical plate

→ Required bone width = 2mm greater than diameter of implant

『IBS implant Gives Birth to a **New Breed of Implantology**』

Experience the Difference of MagiCore

Previous Implants

MAGICORE®

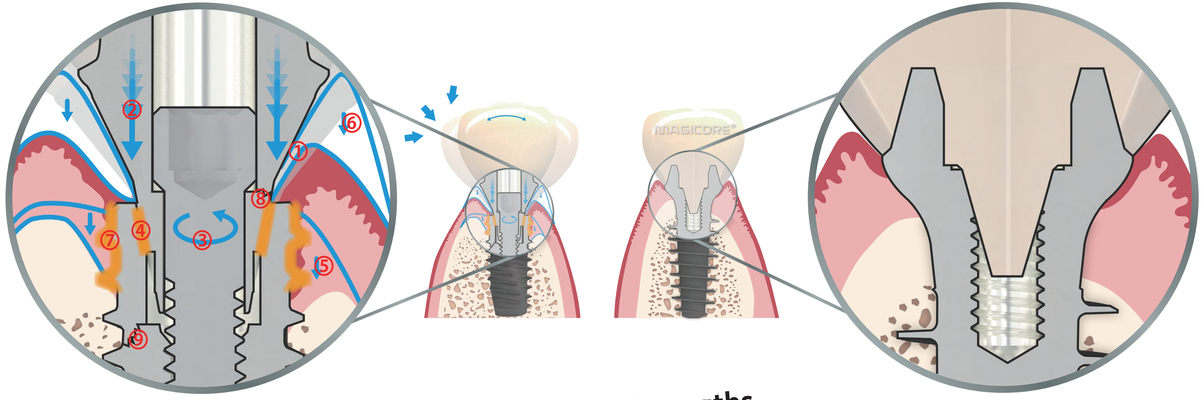

Strengths

· Youthful and healthy perio
· No inflammatory zone, less likelihood of infection
· Optimized implant for minimal invasiveness
· No microgap, no noxious odors
· Prevents screw loosening or fracture
· Pain and swelling dramatically reduced after surgery
· Outstanding stress distribution
· Immediate return to daily activities
· Stronger material for longer life

MagiCore is a unique implant system **specifically designed for minimal invasiveness,**
minimizing the need for bone grafting even in areas of narrow or poor bone conditions.

Strong Prosthetic Connection of The Magic Post

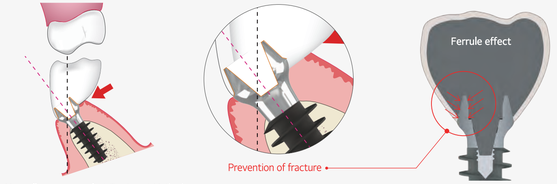

Minimally Invasive Implant Treatment Method
(bone grafting not required)

Periodontal Advantage of Magic Cuff / Causes "On-growth" Effect

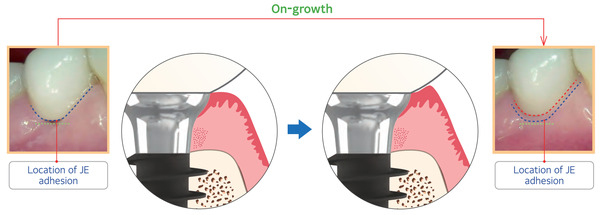

∴ Forms biologic width similar to the natural teeth
Ideal for maintenance of aesthetic gingival shape

Magic Fin Thread Design Makes Minimally Invasive Surgery Possible

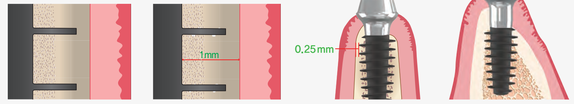

· Almost no resorption of inter-thread bone because it is not damaged during implantation.
· No resorption of cortical plate because the periosteum stays intact.

Implantation possible if ridge width is just 0.5mm greater than diameter of implant.

Implantation possible even in sloped crests without bone grafting.